

HSC Highlights 2024

The HSC results were outstanding with **22 Premiers All Rounders**, two State rankings. The Class of 2024 achieved 346 Band Six results with an average of a 51% success rate for Band 6s in each subject. Well done to the Class of 2024 and thank you to all their teachers for their outstanding efforts. Based on our HSC results the school was ranked 7th overall but 1st in girls' education in NSW in 2024.

State Ranks, ATARs,

- ▶ **State Rankings:** 4th Chloe Li Ancient History, Rachel Crandell 15th Legal Studies, 3rd Hindi Continuers
- ▶ **Dux: Rachel Crandell 99.85**
- ▶ **ATAR Median: 95.7**
- ▶ **Average of school score all courses: 88.24**
- ▶ **Overall:** Highest ranking Girls School in NSW placed 7th

TOP 10 schools in NSW

The top 10 ranked schools by success rate

1 North Sydney Boys High School

High Scores	Entries	HSC Students	Success Rate
564	869	151	64.9%

2 James Ruse Agricultural High School

High Scores	Entries	HSC Students	Success Rate
647	1029	159	62.88%

3 +4 Sydney Grammar School

High Scores	Entries	HSC Students	Success Rate
667	1183	188	56.38%

4 +4 Normanhurst Boys High School

High Scores	Entries	HSC Students	Success Rate
433	788	133	54.95%

5 Reddam House

High Scores	Entries	HSC Students	Success Rate
406	739	132	54.94%

6 -3 Baulkham Hills High School

High Scores	Entries	HSC Students	Success Rate
661	1221	202	54.14%

7 +7 Hornsby Girls High School

High Scores	Entries	HSC Students	Success Rate
353	679	117	51.99%

8 -4 North Sydney Girls High School

High Scores	Entries	HSC Students	Success Rate
450	899	152	50.06%

9 +4 Sydney Boys High School

High Scores	Entries	HSC Students	Success Rate
604	1223	211	49.39%

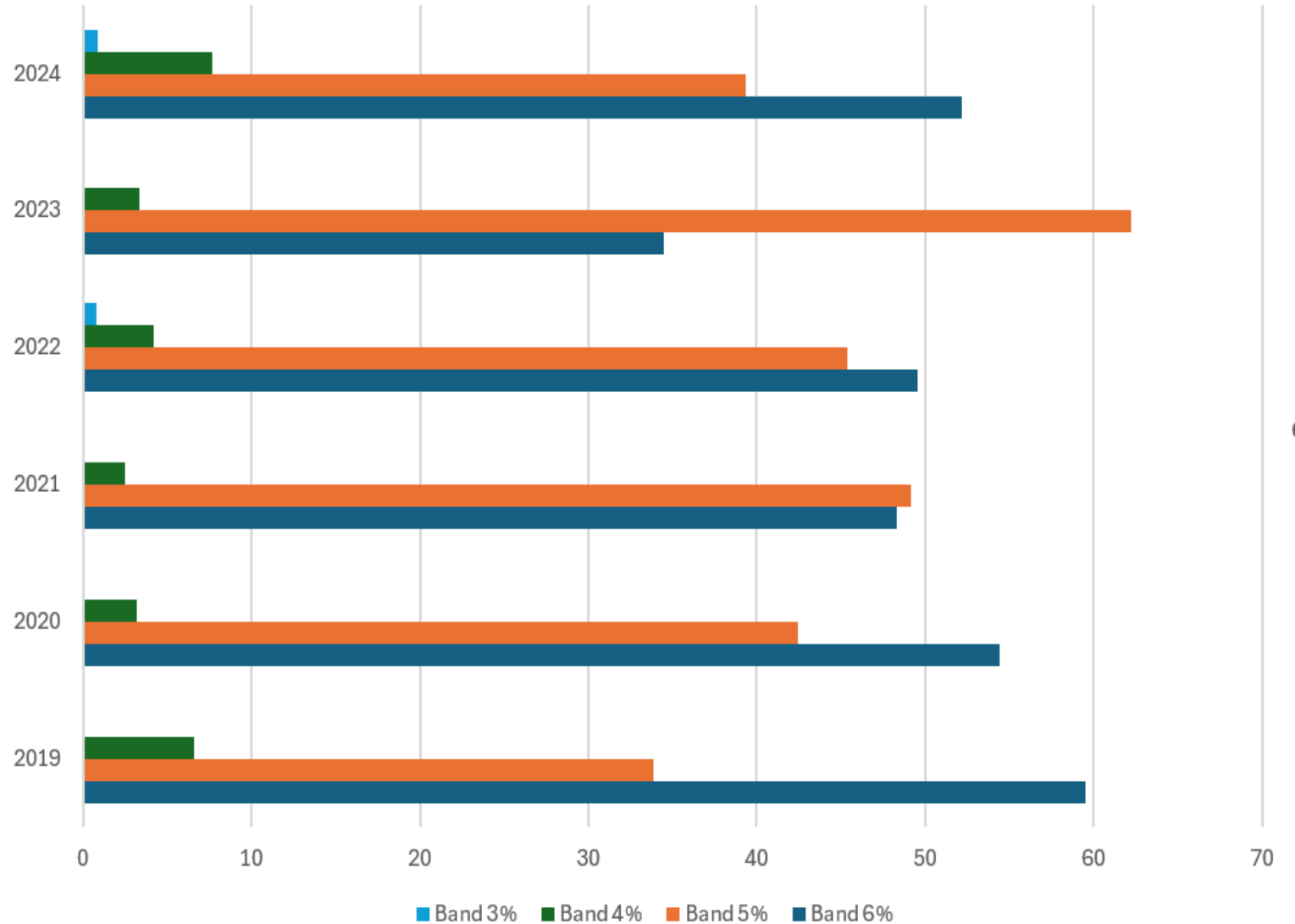
10 Abbotsleigh

High Scores	Entries	HSC Students	Success Rate
514	1052	175	48.86%

- 2024 – HGHS 7th overall and top girls’ school (Sydney Boys Grammar 3rd, Redham House 5th, Abbotsleigh 10th)
- 2023 – HGHS 14th (Redham House 5th, St Aloysius 6th, Sydney Boys Grammar 7th, SCEGGs 9th, Abbotsleigh 10th, Knox 11th, Meriden 12th)
- 2022 – HGHS 9th (Redham 5th, Sydney Boys Grammar 6th, Abbotsleigh 7th, SCEGGs Darlinghurst 10th)
- 2021 – HGHS 8th (Comparative details not published by news outlets due to COVID)
- 2020 – HGHS 6th (5th Sydney Boys Grammar)
- 2019 – HGHS 5th top girls’ school (3rd Sydney Boys Grammar, 7th Redham House)
- 2018 – HGHS 8th in State (Sydney Boys Grammar)
- 2017 – HGHS 7th in State (Sydney Boys Grammar 6th, Ascham 9th)
- 2016 – HGHS 5th in State (Sydney Boys Grammar 6th Redham House 8th)
- 2015 – HGHS 7th in State (Sydney Boys Grammar 10th, Abbotsleigh 9th)
- 2014 – HGHS 7th in State
- 2013 – HGHS 3rd in State and HGHS top girls’ school
- 2012 – HGHS 6th in State
- 2011 – HGHS 7th in State

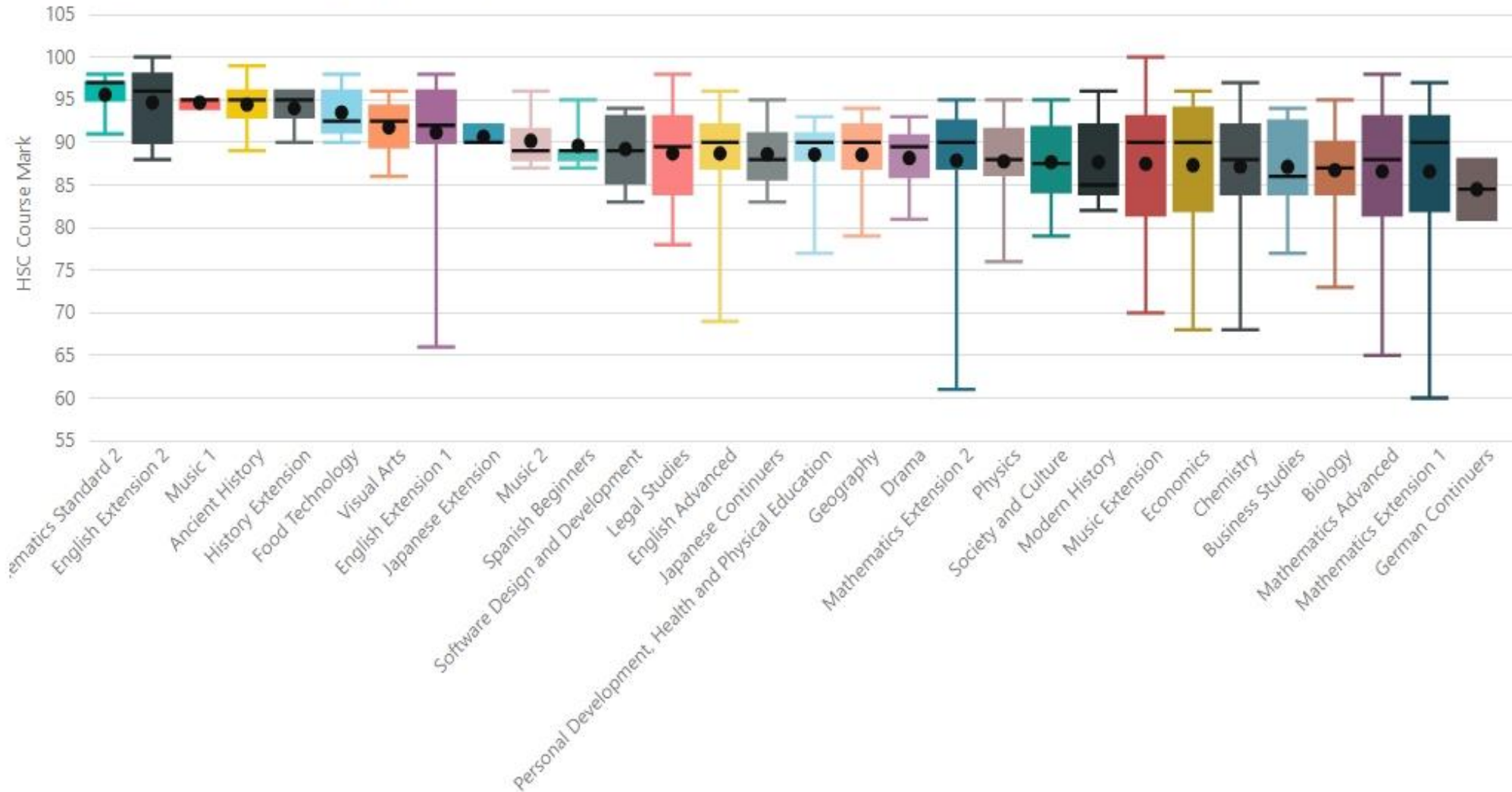
Whole school Band distribution progression over six years (all subjects)

2024 HSC cohort has delivered spectacular results with almost a 20% increase in Band 6s in 2024.



Subject Distribution of Course Marks 2024 at HGHS

Distribution of HSC Course Marks by Course



Results comparison subjects with more than 10 ten students

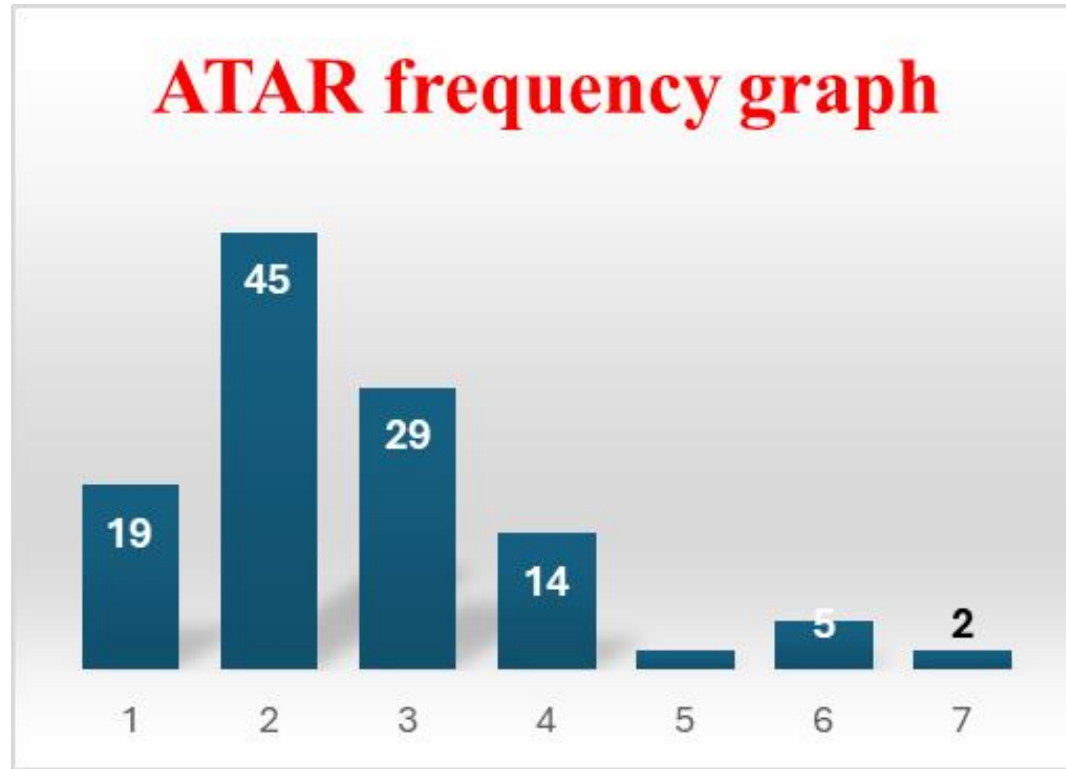
Subject	School 2024	SSSG Average 2024	State Average 2024	School Average 2022-2024
Biology	86.7	85.1	72.2	85.4
Business Studies	87.1	86.1	70.1	87.8
Chemistry	87.2	84.0	73.9	84.9
Economics	87.3	84.4	76.0	86.1
English Advanced	88.7	86.3	81.7	88.3
English Extension 1	91.2	88.0	85.3	90.4
Geography	88.5	86.2	71.8	89.5
Legal Studies	88.7	87.7	73.0	89.0
Mathematics Advanced	86.6	85.8	77.3	86.8
Mathematics Extension 1	86.6	86.3	80.9	83.0
Mathematics Extension 2	87.9	87.3	83.5	84.5
Music 2	90.2	88.1	86.2	89.9
Physics	87.8	84.6	73.4	84.5
Society and Culture	87.7	87.5	76.3	88.3
Software Design and Development	89.2	85.5	73.7	87.6

2023 - 2024 HSC ATAR Statistics HGHS

	2023	2024
Median	94.15	95.70
Max	99.85	99.85
Min	52.90	73.30
SD	7.98	6.11

Percentage of students who received
at least 1 university offer for 2025 = 100%

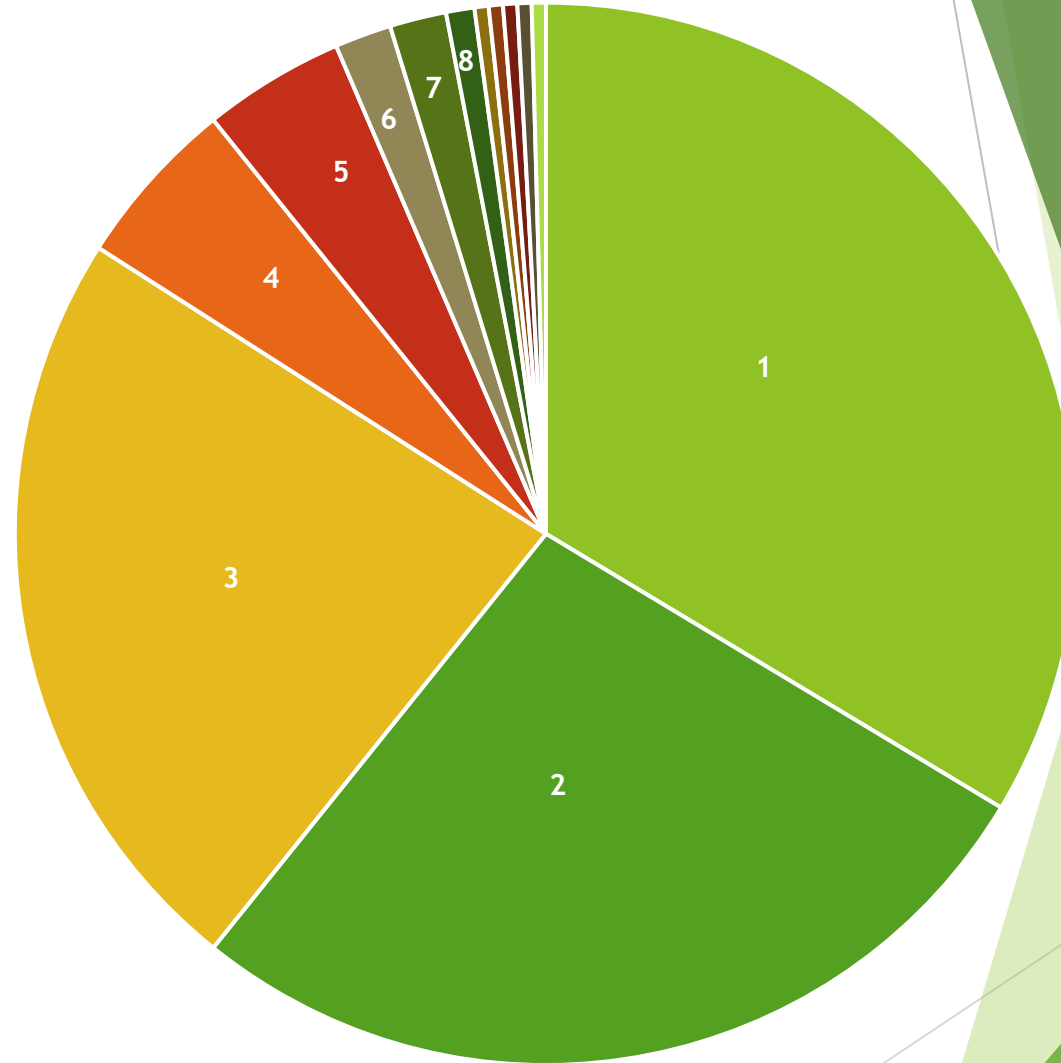
ATAR results 2024, continued.



- | | |
|--------------------------------------|--------------|
| 1. Range greater than 99.00. | 16.4% |
| 2. Range Between 95.00 -98.95 | 55.2% |
| 3. Range Between 90.00 -94.95 | 80.2% |
| 4. Range Between 85.00 -85.95 | 92.2% |
| 5. Range Between 80.00 -84.95 | 94.0% |
| 6. Range Between 75.00 -75.95 | 98.3% |
| 7. Range Between 70.00 -74.95 | 100% |

Number of offers HSC Class 2024 by educational institution

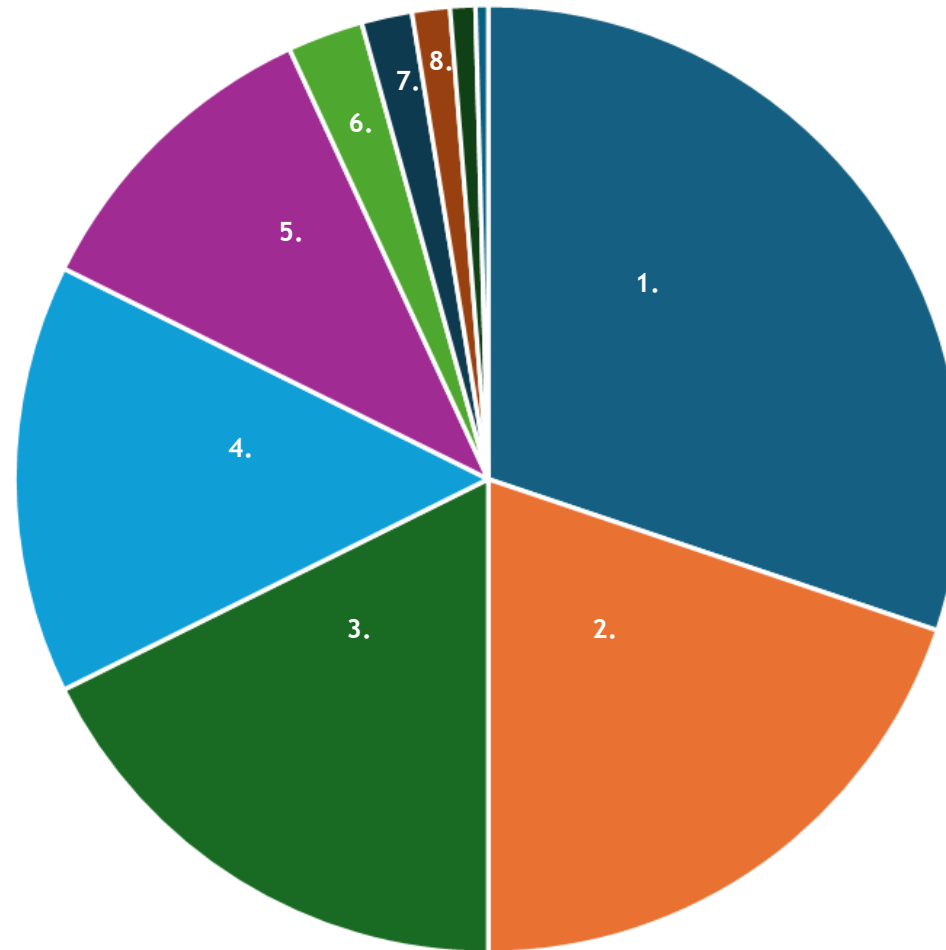
University	Number of offers
1. UNSW	78
2. USYD	63
3. MU	54
4. WSU	12
5. UTS	10
6. ACU	4
7. U Newcastle	4
8. CSU	2
9. CQ University	1
10. La Trobe	1
11. SAE	1
12. UNE	1
13. Notre Dame	1



- 1. UNSW
- 2. USYD
- 3. MU
- 4. WSU
- 5. UTS
- 6. ACU
- 7. U Newcastle
- 8. CSU
- 9. CQ University
- 10. La Trobe
- 11. SAE
- 12. UNE
- 13. Notre Dame

Number of offers HSC Class 2024 by Areas of study

Area of study	Number of offers
1. Society & Culture	70
2. Natural & Physical Sc.	46
3. Health	41
4. Management & Com.	34
5. Engineering	25
6. Creative Arts	6
7. Agriculture, Environment	4
8. IT	3
9. Architecture & Building	2
10. Education	1



- 1. Society & Culture
- 2. Natural & Physical Sc.
- 3. Health
- 4. Management & Com.
- 5. Engineering
- 6. Creative Arts
- 7. Agriculture, Environment
- 8. IT
- 9. Architecture & Building
- 10. Education