




# UNIFORM SHOP



## School Holiday Trading Hours

### Shop On Campus

Hornsby Girls' High School Uniform Shop  
12 Edgeworth David Ave, Hornsby  
Email [service@theschoollocker.com.au](mailto:service@theschoollocker.com.au)

#### Term time trading hours:

Wednesdays 1:00pm - 3:30pm

#### School holiday trading hours:

Monday 29 January 8:00am - 11:30am  
Tuesday 30 January 12:00pm - 3:00pm  
Wednesday 31 January 8:00am - 11:00am

### Shop Online

The online uniform shop is a convenient way to purchase school uniforms. Choose to have your purchase home-delivered or click-and-collect it from the Uniform Shop during normal opening hours.

### Payment Options

Payment options include Visa, Mastercard and PayPal. Interest free finance from ZipPay and ZipMoney is also available for purchases valued from \$300 up to \$3000. More information about these finance options can be found at [theschoollocker.com.au/finance-options](https://theschoollocker.com.au/finance-options).

### School Locker ACU Campus Store

Uniforms are also stocked in School Locker's Australian Catholic University campus store.

12 Berry Street, North Sydney  
Email [acunorthsydney@theschoollocker.com.au](mailto:acunorthsydney@theschoollocker.com.au)  
Phone 0455 622 634

#### Term time trading hours:

Monday 9:00am - 5:00pm  
Wednesday 9:00am - 5:00pm  
Thursday 9:00am - 5:00pm

#### School holiday trading hours:

The ACU Campus Store will be open 9:00am - 12:00pm and 1:00pm - 5:00pm on the following dates.  
Tuesday 16 January to Friday 19 January  
Monday 22 January to Thursday 25 January  
Monday 29 January to Thursday 1 February



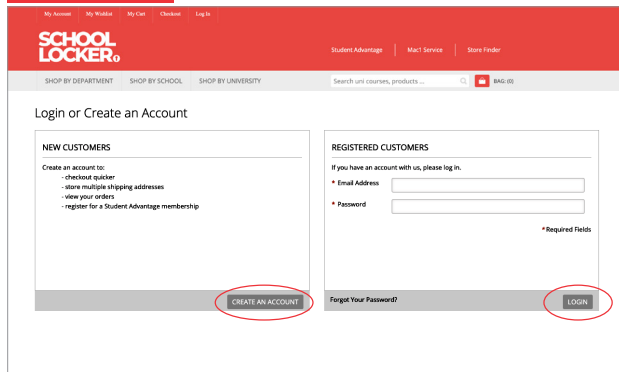
Scan the code to shop online at [theschoollocker.com.au/schools/hornsby-girls-high-school](https://theschoollocker.com.au/schools/hornsby-girls-high-school)



# GET THE STUDENT ADVANTAGE

Follow these simple steps to access the School Locker's Student Advantage Program. Visit [theschoollocker.com.au/customer/account](https://theschoollocker.com.au/customer/account) to become a member now!

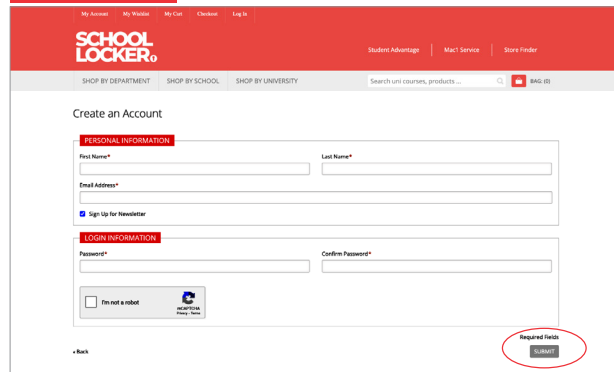
## STEP 1



**Are you a new customer?** Click Create an account and go to Step 2.

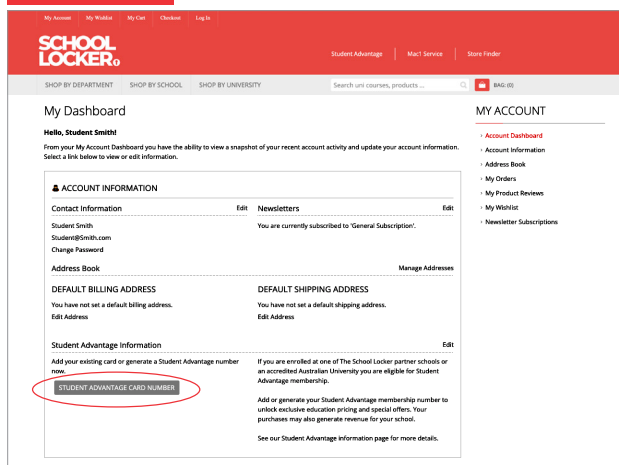
**Do you have an account but need to set up your Student Advantage Membership?** Login to your account using the Registered Customers form. Refer to Step 3 instructions.

## STEP 2



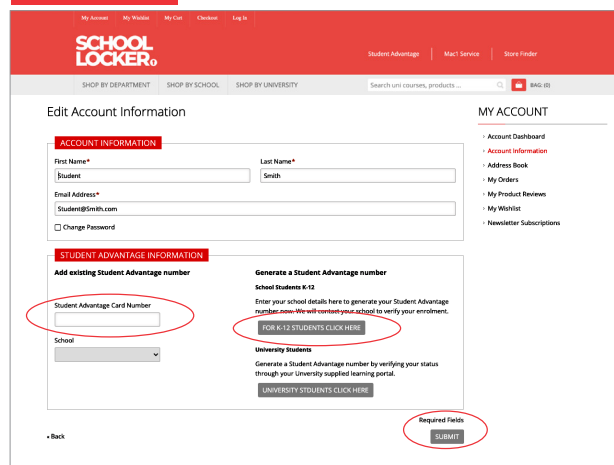
Complete the Create an Account form. You will be re-directed to the My Dashboard page.

## STEP 3



Click on the STUDENT ADVANTAGE CARD NUMBER button. You will be re-directed to the Edit Account Information page.

## STEP 4



**If you don't have a Student Advantage Number,** click on the FOR K-12 STUDENTS CLICK HERE button. A pop-up window will appear. Complete your details and click SUBMIT.

This will immediately assign your Student Advantage number to your account. Click SAVE and you will see Student Advantage pricing each time you login.



**Like to learn more?**  
**Scan the QR code to watch a quick explainer video.**

**SCHOOL LOCKER**